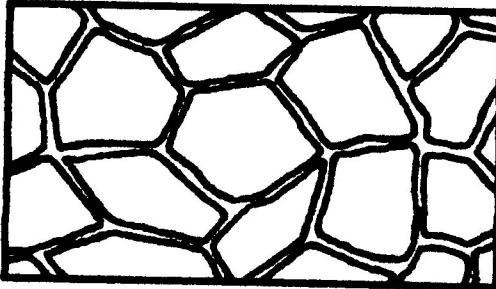



300 sq. ft. per box (3 ft. wide x 100 ft. long)
250 sq. ft. per box (3 ft. wide x 84 ft. long)



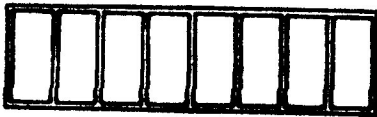
Flag Stone

Stones - Irregular (4" to 12" x 15") Grout - 1/2"




Runningbond

Brick - 3 1/2" x 8" Grout Joint - 1/2"



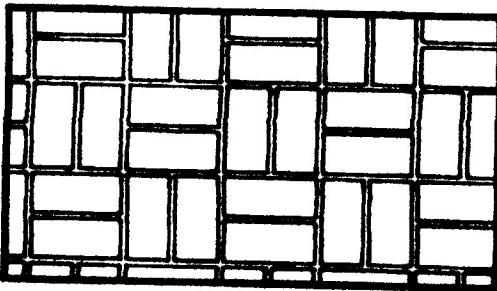
Border Brick - Soldier Course

Brick - 3 1/2" x 8" Grout - 1/2"
Approx. 672 Linear ft. of Bricks




7 ft. Circle

Stones - Irregular (4" to 6" x 9") Grout - 1/2"



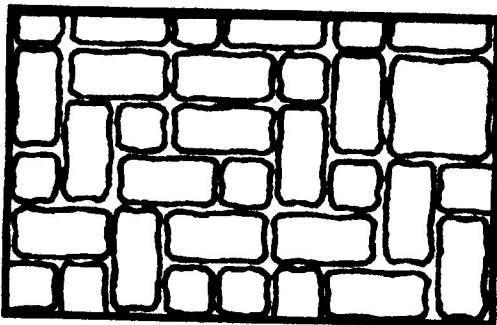
Basketweave

Brick - 3 3/4" x 8" Grout Joint - 1/2"



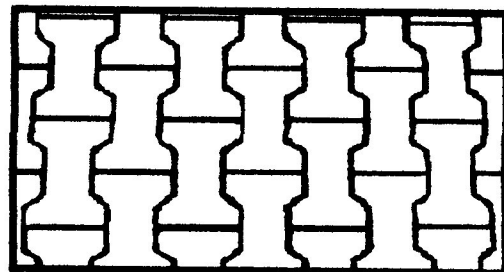
Fanstone

Stones - Irregular (6" x 7") Grout Joint - Irregular (1/2")



Cobblestone


Stones - Irregular (3 1/2" to 8" x 8") Grout - Irregular (1/2" to 1")




Paver

Paver Stones - 4 1/2" x 9" Grout - 3/8"


500 sq. ft. per box (3 ft. wide x 168 ft. long)
250 sq. ft. per box (3 ft. wide x 84 ft. long)



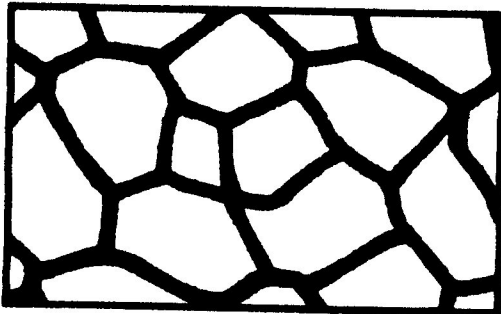
Wall Brick
Brick - 2 1/2" x 7 3/4" Grout - 3/8"



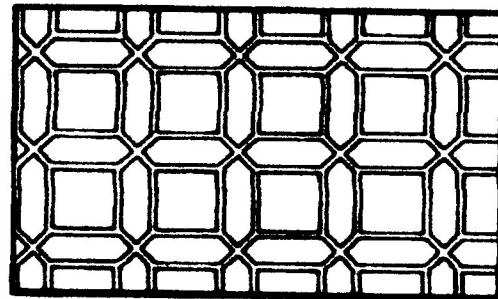
Ashlar Stone
Stones - Irregular (3 1/2" to 8" x 8")
Grout - Irregular - (1/2" to 3/4")




New York Block
Brick - 3 5/8" x 17 1/2" Grout - 1"
Sheet Size - Approx. 3 1/4 ft. x 5 ft.




Palo Verde Stone
Stones - Irregular (4" to 12" x 15") Grout - Irregular (1/2" to 1")



Mediterranean Tile
Square Tile - 6" x 6" Border Tile - 3" x 9 1/2" Grout Joint - 1/2"
Sheet Size - Approx. 3 1/2 ft. x 5 ft.



Herringbone
Brick - 3 1/2" x 7 1/2" Grout Joint - 1/2"



Random Stone
Stones - Irregular (3" to 12" x 12") Grout - Irregular (3/4" to 1 1/2")